

# Terminal boxes KL



System accessories Page 537 KL stainless steel Page 183 KL for Ex areas Page 198

## Material:

- Enclosure: Sheet steel
- Cover: Sheet steel, all-round foamed-in PU seal

## Surface finish:

Enclosure and cover: Dipcoat-primed, powder-coated on the outside, textured paint

## Colour:

RAL 7035

## Protection category:

- Without gland plate: IP 66 to IEC 60 529, complies with NEMA 4
- With gland plate: IP 55 to IEC 60 529, complies with NEMA 12

## Supply includes:

- Enclosure with cover
- Quick-action screw including plastic bushes
- For enclosures with gland plate plus sheet steel gland plates with seals and assembly parts

## Approvals:

- UL
- CSA
- TÜV
- Germanischer Lloyd
- Russian Maritime Register of Shipping
- Lloyds Register of Shipping
- Bureau Veritas
- VDE

## Detailed drawings:

Available on the Internet.

Width mm	Packs of	150	200	200	300	300	400	600	Page
Height mm		150	150	200	150	200	200	200	
Depth mm		80	80	80	80	80	80	80	
Material thickness mm	Enclosure	1.25	1.25	1.25	1.25	1.25	1.25	1.25	
	Cover	1.25	1.25	1.25	1.25	1.25	1.25	1.25	
<b>Model No. KL</b>	<b>1</b>	<b>1514.510</b>	<b>1528.510</b>	<b>1516.510</b>	<b>1515.510</b>	<b>1517.510</b>	<b>1518.510</b>	<b>1519.510</b>	
Weight (kg)		1.4	1.6	1.9	2.1	2.6	3.2	4.6	
Gland plate		–	–	–	–	–	–	–	

<b>Accessories</b>									
Mounting plate	1	1560.700	1575.700	1562.700	1561.700	1563.700	1564.700	1566.700	631
Support rail TS 35/7.5	10	2314.000	2315.000	2315.000	2316.000	2316.000	2317.000	–	655
Support rail TS 35/15	10	–	–	–	–	–	–	2319.000	655
Cover retainer	3 pairs	1591.000	1591.000	1591.000	1591.000	1591.000	1591.000	1591.000	613
Cover hinge	6	1592.000	1592.000	1592.000	1592.000	1592.000	1592.000	1592.000	613
Earthing kit	5	2570.100	2570.100	2570.100	2570.100	2570.100	2570.100	2570.100	691
Wall mounting bracket with 8 mm distance from wall	4	1590.000	1590.000	1590.000	1590.000	1590.000	1590.000	1590.000	627
Spare quick-release fastener for KL	12	1593.000	1593.000	1593.000	1593.000	1593.000	1593.000	1593.000	–

# Terminal boxes KL

Width mm	Packs of	150	200	200	300	300	300	300	300	Page
Height mm		150	150	200	150	150	200	200	300	
Depth mm		120	120	120	120	120	120	120	120	
Material thickness mm	Enclosure	1.25	1.25	1.25	1.25	1.25	1.25	1.25	1.38	
	Cover	1.25	1.25	1.25	1.25	1.25	1.25	1.25	1.25	
<b>Model No. KL</b>	1	<b>1500.510</b>	<b>1529.510</b>	<b>1502.510</b>	<b>1501.510</b>	<b>1530.510</b>	<b>1503.510</b>	<b>1531.510</b>	<b>1507.510</b>	
Gland plate		–	–	–	–	■	–	■	–	
Weight (kg)		1.6	1.8	2.3	2.6	2.7	3.0	3.3	4.0	

## Accessories

Gland plate (top + bottom)	Size		–	–	–	–	2	–	2	–
	Qty.		–	–	–	–	1 + 1	–	1 + 1	–
Gland plate (left + right)	Size		–	–	–	–	–	–	–	–
	Qty.		–	–	–	–	–	–	–	–
Mounting plate	1	1560.700	1575.700	1562.700	1561.700	1561.700	1563.700	1563.700	1567.700	631
Support rail TS 35/7.5	10	2314.000	2315.000	2315.000	2316.000	2316.000	2316.000	2316.000	2316.000	655
Cover retainer	3 pairs	1591.000	1591.000	1591.000	1591.000	1591.000	1591.000	1591.000	1591.000	613
Cover hinge	6	1592.000	1592.000	1592.000	1592.000	1592.000	1592.000	1592.000	1592.000	613
Earthing kit	5	2570.100	2570.100	2570.100	2570.100	2570.100	2570.100	2570.100	2570.100	691
Wall mounting bracket with 8 mm distance from wall	4	1590.000	1590.000	1590.000	1590.000	1590.000	1590.000	1590.000	1590.000	627
Spare quick-release fastener for KL	12	1593.000	1593.000	1593.000	1593.000	1593.000	1593.000	1593.000	1593.000	–

Width mm	Packs of	300	400	400	400	400	400	400	400	Page
Height mm		300	150	200	200	300	300	400	400	
Depth mm		120	120	120	120	120	120	120	120	
Material thickness mm	Enclosure	1.38	1.25	1.25	1.25	1.38	1.38	1.38	1.38	
	Cover	1.25	1.25	1.25	1.25	1.25	1.25	1.25	1.25	
<b>Model No. KL</b>	1	<b>1535.510</b>	<b>1589.510</b>	<b>1504.510</b>	<b>1532.510</b>	<b>1508.510</b>	<b>1536.510</b>	<b>1511.510</b>	<b>1539.510</b>	
Gland plate		■	–	–	■	–	■	–	■	
Weight (kg)		4.5	3.2	3.6	4.0	4.8	5.2	6.2	6.7	

## Accessories

Gland plate (top + bottom)	Size		2	–	–	2	–	2	–	2	From 704
	Qty.		1 + 1	–	–	1 + 1	–	1 + 1	–	1 + 1	
Gland plate (left + right)	Size		2	–	–	–	–	2	–	2	From 704
	Qty.		1 + 1	–	–	–	–	1 + 1	–	1 + 1	
Mounting plate	1	1567.700	1576.700	1564.700	1564.700	1568.700	1568.700	1571.700	1571.700	631	
Support rail TS 35/7.5	10	2316.000	2317.000	2317.000	2317.000	2317.000	2317.000	2317.000	2317.000	655	
Cover retainer	3 pairs	1591.000	1591.000	1591.000	1591.000	1591.000	1591.000	1591.000	1591.000	613	
Cover hinge	6	1592.000	1592.000	1592.000	1592.000	1592.000	1592.000	1592.000	1592.000	613	
Earthing kit	5	2570.100	2570.100	2570.100	2570.100	2570.100	2570.100	2570.100	2570.100	691	
Wall mounting bracket with 8 mm distance from wall	4	1590.000	1590.000	1590.000	1590.000	1590.000	1590.000	1590.000	1590.000	627	
Spare quick-release fastener for KL	12	1593.000	1593.000	1593.000	1593.000	1593.000	1593.000	1593.000	1593.000	–	



## Rittal Australia

RITTAL Pty. Ltd.  
 130 – 140 Parraweena Road  
 Miranda NSW 2228  
 Phone: +61 (2) 9525 2766  
 Fax: +61 (2) 9525 2888  
 E-mail: [info@rittal.com.au](mailto:info@rittal.com.au) • [www.rittal.com.au](http://www.rittal.com.au)

# Terminal boxes KL

Width mm	Packs of	500	500	500	500	600	600	600	Page
Height mm		200	200	300	300	200	200	300	
Depth mm		120	120	120	120	120	120	120	
Material thickness mm	Enclosure	1.25	1.25	1.38	1.38	1.25	1.25	1.38	
	Cover	1.25	1.25	1.25	1.25	1.25	1.25	1.25	
<b>Model No. KL</b>	1	<b>1505.510</b>	<b>1533.510</b>	<b>1509.510</b>	<b>1537.510</b>	<b>1506.510</b>	<b>1534.510</b>	<b>1510.510</b>	
Gland plate		–	■	–	■	–	■	–	
Weight (kg)		4.4	4.9	5.8	5.2	5.7	5.9	6.8	

Accessories										
Gland plate (top + bottom)	Size		–	2	–	2	–	2	–	From 704
	Qty.		–	2 + 2	–	2 + 2	–	2 + 2	–	
Gland plate (left + right)	Size		–	–	–	2	–	–	–	From 704
	Qty.		–	–	–	1 + 1	–	–	–	
Mounting plate	1	1565.700	1565.700	1569.700	1569.700	1566.700	1566.700	1570.700	631	
Support rail TS 35/15	10	2318.000	2318.000	2318.000	2318.000	2319.000	2319.000	2319.000	655	
Cover retainer	3 pairs	1591.000	1591.000	1591.000	1591.000	1591.000	1591.000	1591.000	613	
Cover hinge	6	1592.000	1592.000	1592.000	1592.000	1592.000	1592.000	1592.000	613	
Earthing kit	5	2570.100	2570.100	2570.100	2570.100	2570.100	2570.100	2570.100	691	
Wall mounting bracket with 8 mm distance from wall	4	1590.000	1590.000	1590.000	1590.000	1590.000	1590.000	1590.000	627	
Spare quick-release fastener for KL	12	1593.000	1593.000	1593.000	1593.000	1593.000	1593.000	1593.000	–	

Width mm	Packs of	600	600	600	800	800	800	800	Page
Height mm		300	400	400	200	200	400	400	
Depth mm		120	120	120	120	120	120	120	
Material thickness mm	Enclosure	1.38	1.38	1.38	1.25	1.25	1.38	1.38	
	Cover	1.25	1.25	1.25	1.25	1.25	1.25	1.25	
<b>Model No. KL</b>	1	<b>1538.510</b>	<b>1512.510</b>	<b>1540.510</b>	<b>1527.510</b>	<b>1542.510</b>	<b>1513.510</b>	<b>1541.510</b>	
Gland plate		■	–	■	–	■	–	■	
Weight (kg)		7.7	8.4	9.0	6.8	7.2	11.0	12.0	

Accessories										
Gland plate (top + bottom)	Size		2	–	2	–	2	–	2	From 704
	Qty.		2 + 2	–	2 + 2	–	3 + 3	–	3 + 3	
Gland plate (left + right)	Size		2	–	2	–	–	–	2	From 704
	Qty.		1 + 1	–	1 + 1	–	–	–	1 + 1	
Mounting plate	1	1570.700	1572.700	1572.700	1574.700	1574.700	1573.700	1573.700	631	
Support rail TS 35/15	10	2319.000	2319.000	2319.000	–	–	–	–	655	
Cover retainer	3 pairs	1591.000	1591.000	1591.000	1591.000	1591.000	1591.000	1591.000	613	
Cover hinge	6	1592.000	1592.000	1592.000	1592.000	1592.000	1592.000	1592.000	613	
Earthing kit	5	2570.100	2570.100	2570.100	2570.100	2570.100	2570.100	2570.100	691	
Wall mounting bracket with 8 mm distance from wall	4	1590.000	1590.000	1590.000	1590.000	1590.000	1590.000	1590.000	627	
Spare quick-release fastener for KL	12	1593.000	1593.000	1593.000	1593.000	1593.000	1593.000	1593.000	–	



## Rittal Portugal

RITTAL – Sistemas Eléctricos e Electrónicos, Lda.  
 Z. I. de Rio Meão · Rua 8, no 228  
 4520-475 – Rio Meão · Sta Maria da Feira  
 Phone: +351 25678 0210  
 Fax: +351 25678 0219  
 E-mail: info@rittal.pt · www.rittal.pt



**System accessories** Page 537 **E-Box EMC-shielded** Page 201

**Material:**

- Enclosure: Sheet steel
- Door: Sheet steel, all-round foamed-in PU seal

**Surface finish:**

- Enclosure and door: Dipcoat-primed, powder-coated on the outside, textured paint
- Mounting plate: Zinc-plated

**Colour:**

RAL 7035

**Protection category:**

IP 66 to IEC 60 529, complies with NEMA 4

**Supply includes:**

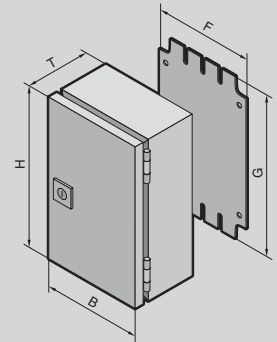
- Enclosure with hinged door
- 180° hinge
- Cam lock with double-bit insert
- Mounting plate

**Approvals:**

- UL
- CSA
- TÜV
- Germanischer Lloyd
- Russian Maritime Register of Shipping
- Lloyds Register of Shipping
- Bureau Veritas
- VDE

**Detailed drawings:**

Available on the Internet.



## Depth 80 mm

	Packs of	150	150	200	200	200	Page
<b>Width (B) mm</b>							
<b>Height (H) mm</b>		150	300	200	300	400	
<b>Depth (T) mm</b>		80	80	80	80	80	
Mounting plate width (F) mm		125	125	175	175	175	
Mounting plate height (G) mm		135	285	185	285	385	
Material thickness mm	Enclosure	1.25	1.25	1.25	1.25	1.25	
	Door	1.25	1.25	1.25	1.25	1.25	
<b>Model No. EB</b>	1	<b>1551.500</b>	<b>1545.500</b>	<b>1546.500</b>	<b>1552.500</b>	<b>1547.500</b>	
Weight (kg)		1.7	2.6	2.4	3.2	4.4	

**Accessories**

Wall mounting bracket with 8 mm distance from wall	4	1590.000	1590.000	1590.000	1590.000	1590.000	627
Pole clamp	1 set	2584.000	2584.000	2584.000	2584.000	2584.000	629
Mounting clip	30	2309.000	2309.000	2309.000	2309.000	2309.000	655
Support rail TS 35, length 2 m							see page 655
Cable gland							see page 709
Earth straps							see page 689
Alternative lock systems							see page 599

# E-Box EB

## Depth 120 mm

Width (B) mm	Packs of	150	150	200	200	200	300	300	200	Page
Height (H) mm		150	300	200	300	400	300	400	500	
Depth (T) mm		120	120	120	120	120	120	120	120	
Mounting plate width (F) mm		125	125	175	175	175	275	275	175	
Mounting plate height (G) mm		135	285	185	285	385	285	385	485	
Material thickness mm	Enclosure	1.25	1.25	1.25	1.25	1.25	1.38	1.38	1.25	
	Door	1.25	1.25	1.25	1.25	1.25	1.25	1.25	1.25	
<b>Model No. EB</b>	1	<b>1553.500</b>	<b>1548.500</b>	<b>1549.500</b>	<b>1554.500</b>	<b>1550.500</b>	<b>1555.500</b>	<b>1556.500</b>	<b>1557.500</b>	
Weight (kg)		2.0	3.0	2.8	3.6	5.0	5.0	6.4	6.2	
<b>Accessories</b>										
Wall mounting bracket with 8 mm distance from wall	4	1590.000	1590.000	1590.000	1590.000	1590.000	1590.000	1590.000	1590.000	627
Pole clamp	1 set	2584.000	2584.000	2584.000	2584.000	2584.000	2584.000	2584.000	2584.000	629
Mounting clip	30	2309.000	2309.000	2309.000	2309.000	2309.000	2309.000	2309.000	2309.000	655
Support rail TS 35, length 2 m		see page 655								
Cable gland		see page 709								
Earth straps		see page 689								
Alternative lock systems		see page 599								

## Depth 155 mm

Width (B) mm	Packs of	300	300	300	Page
Height (H) mm		400	600	800	
Depth (T) mm		155	155	155	
Mounting plate width (F) mm		275	275	275	
Mounting plate height (G) mm		385	585	785	
Material thickness mm	Enclosure	1.38	1.38	1.38	
	Door	1.25	1.25	1.25	
<b>Model No. EB</b>	1	<b>1577.500</b>	<b>1578.500</b>	<b>1579.500</b>	
Weight (kg)		7.1	11.0	13.2	
<b>Accessories</b>					
Wall mounting bracket with 8 mm distance from wall	4	1590.000	1590.000	1590.000	627
Pole clamp	1 set	2584.000	2584.000	2584.000	629
Mounting clip	30	2309.000	2309.000	2309.000	655
Support rail TS 35, length 2 m		see page 655			
Cable gland		see page 709			
Earth straps		see page 689			
Alternative lock systems		see page 599			



## Rittal Brazil

RITTAL Sistemas Eletromecânicos Ltda.  
 Av. Cândido Portinari, 1174  
 VI Jaguara 05114-001 · São Paulo-SP  
 Phone: +55 (11) 3622 2377  
 Fax: +55 (11) 3622 2399  
 E-mail: info@rittal.com.br · www.rittal.com.br



## System accessories Page 537

### Material:

- Enclosure: Sheet steel
- Door: Sheet steel with polycarbonate viewing window, 4 mm

### Surface finish:

Enclosure and door:  
Dipcoat-primed, powder-coated, textured paint

### Colour:

RAL 7035

### Protection category:

IP 65 to IEC 60 529,  
complies with NEMA 12.

### Supply includes:

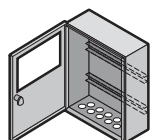
- Enclosure with door
- Viewing window in the door
- Product-specific supply scope, see tables

### Approvals:

- TÜV
- Lloyds Register of Shipping
- VDE
- UL
- cUL

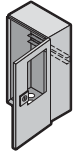
### Detailed drawings:

Available on the Internet.

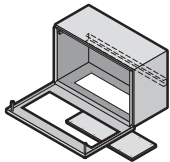


Width mm	Packs of	200	300	400	500	Page
Height mm		300	300	300	300	
Depth mm		80	80	80	80	
<b>Model No. BG</b>	1	<b>1583.520</b>	<b>1584.520</b>	<b>1585.520</b>	<b>1586.520</b>	
Material thickness mm	Enclosure	1.25	1.25	1.25	1.25	
	Door	1.25	1.25	1.25	1.25	
<b>Product-specific supply scope</b>						
Door hinge		Left	Left	Left	Left	
Cam lock with double-bit insert		1	1	1	1	
Support rail TS 35/7.5		2	2	2	2	
Number of metric holes	M12	2	2	2	3	
	M20	5	9	13	24	
	M25	2	2	3	–	
<b>Accessories</b>						
Lock cover	1	2476.000	2476.000	2476.000	2476.000	611
Cable glands		see page 709				
Wall mounting bracket		see page 627				
Pole clamp		see page 629				
Earth straps		see page 689				
Alternative lock systems		see page 599				

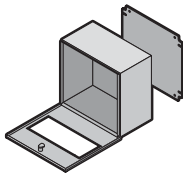
# Bus enclosures BG



Width mm	Packs of	200	400	Page
Height mm		300	300	
Depth mm		120	120	
<b>Model No. BG</b>	1	<b>1605.520</b>	<b>1606.520</b>	
Material thickness mm	Enclosure	1.25	1.38	
	Door	1.25	1.25	
<b>Product-specific supply scope</b>				
Door hinge		Right	Right	
Cam lock with double-bit insert		1	1	
Support rail TS 35/7.5		1	1	
Number of metric holes	M12	2	–	
	M20	–	2	
	M32	5	9	
	M50	–	1	
<b>Accessories</b>				
Lock cover	1	2476.000	2476.000	611
Cable glands		see page 709		
Wall mounting bracket		see page 627		
Pole clamp		see page 629		
Earth straps		see page 689		
Alternative lock systems		see page 599		



Width mm	Packs of	400	600	Page
Height mm		200	200	
Depth mm		125	125	
<b>Model No. BG</b>	1	<b>1558.510</b>	<b>1559.510</b>	
Material thickness mm	Enclosure	1.25	1.25	
	Door	1.25	1.25	
<b>Product-specific supply scope</b>				
Door hinge		Bottom	Bottom	
Quick-release fastener		2	3	
Support rail TS 35/7.5		1	1	
Gland plate in base		1	1	
<b>Accessories</b>				
Cable glands		see page 709		
Wall mounting bracket		see page 627		
Pole clamp		see page 629		
Earth straps		see page 689		
Alternative lock systems		see page 599		

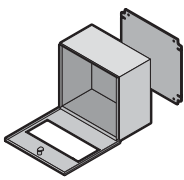


Width mm	Packs of	400	400	400	400	400	400	Page
Height mm		300	300	300	300	300	300	
Depth mm		155	155	155	155	155	155	
Mounting plate width		385	385	385	385	385	385	
Mounting plate height		275	275	275	275	275	275	
<b>Model No. BG</b>	1	<b>1577.500</b>	<b>1577.520<sup>1)</sup></b>	<b>1577.530<sup>1)</sup></b>	<b>1577.550<sup>1)</sup></b>	<b>1577.560<sup>1)</sup></b>	<b>1577.450<sup>1)</sup></b>	
Material thickness mm	Enclosure	1.38	1.38	1.38	1.38	1.38	1.38	
	Door	1.25	1.25	1.25	1.25	1.25	1.25	
<b>Product-specific supply scope</b>								
Door hinge		Bottom	Bottom	Bottom	Bottom	Bottom	Bottom	
Cam lock with double-bit insert		1	1	1	1	1	1	
Viewing window	Size mm	–	340 x 115	340 x 190	340 x 115	340 x 190	340 x 155	
	Position <sup>2)</sup> mm	–	92	42	92	42	92	
Mounting plate		1	1	1	1	1	1	
Gland plate in base		–	–	–	1	1	–	
<b>Accessories</b>								
Lock cover	1	2476.000	2476.000	2476.000	2476.000	2476.000	2476.000	611
Cable glands		see page 709						
Wall mounting bracket		see page 627						
Pole clamp		see page 629						
Earth straps		see page 689						
Alternative lock systems		see page 599						

<sup>1)</sup> Extended delivery times.

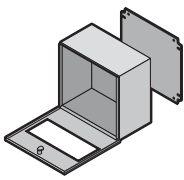
<sup>2)</sup> Bottom edge of window to bottom edge of door

# Bus enclosures BG



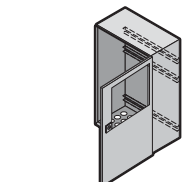
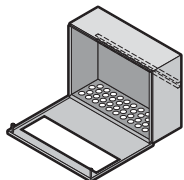
Width mm	Packs of	600	600	600	600	600	600	Page
Height mm		300	300	300	300	300	300	
Depth mm		155	155	155	155	155	155	
Mounting plate width		585	585	585	585	585	585	
Mounting plate height		275	275	275	275	275	275	
<b>Model No. BG</b>	1	<b>1578.500</b>	<b>1578.520<sup>1)</sup></b>	<b>1578.530<sup>1)</sup></b>	<b>1578.550<sup>1)</sup></b>	<b>1578.560<sup>1)</sup></b>	<b>1578.450<sup>1)</sup></b>	
Material thickness mm	Enclosure	1.38	1.38	1.38	1.38	1.38	1.38	
	Door	1.25	1.25	1.25	1.25	1.25	1.25	
<b>Product-specific supply scope</b>								
Door hinge		Bottom	Bottom	Bottom	Bottom	Bottom	Bottom	
Cam lock with double-bit insert		2	2	2	2	2	2	
Viewing window	Size mm	–	540 x 115	540 x 190	540 x 115	540 x 190	540 x 155	
	Position <sup>2)</sup> mm	–	92	42	92	42	92	
Mounting plate		1	1	1	1	1	1	
Gland plate in base		–	–	–	1	1	–	
<b>Accessories</b>								
Lock cover	1	2476.000	2476.000	2476.000	2476.000	2476.000	2476.000	611
Cable glands		see page 709						
Wall mounting bracket		see page 627						
Pole clamp		see page 629						
Earth straps		see page 689						
Alternative lock systems		see page 599						

<sup>1)</sup> Extended delivery times. <sup>2)</sup> Bottom edge of window to bottom edge of door



Width mm	Packs of	800	800	800	800	800	800	Page
Height mm		300	300	300	300	300	300	
Depth mm		155	155	155	155	155	155	
Mounting plate width		785	785	785	785	785	785	
Mounting plate height		275	275	275	275	275	275	
<b>Model No. BG</b>	1	<b>1579.500</b>	<b>1579.520<sup>1)</sup></b>	<b>1579.530<sup>1)</sup></b>	<b>1579.550<sup>1)</sup></b>	<b>1579.560<sup>1)</sup></b>	<b>1579.450<sup>1)</sup></b>	
Material thickness mm	Enclosure	1.38	1.38	1.38	1.38	1.38	1.38	
	Door	1.25	1.25	1.25	1.25	1.25	1.25	
<b>Product-specific supply scope</b>								
Door hinge		Bottom	Bottom	Bottom	Bottom	Bottom	Bottom	
Cam lock with double-bit insert		2	2	2	2	2	2	
Viewing window	Size mm	–	740 x 115	740 x 190	740 x 115	740 x 190	740 x 155	
	Position <sup>2)</sup> mm	–	92	42	92	42	92	
Mounting plate		1	1	1	1	1	1	
Gland plate in base		–	–	–	1	1	–	
<b>Accessories</b>								
Lock cover	1	2476.000	2476.000	2476.000	2476.000	2476.000	2476.000	611
Cable glands		see page 709						
Wall mounting bracket		see page 627						
Pole clamp		see page 629						
Earth straps		see page 689						
Alternative lock systems		see page 599						

<sup>1)</sup> Extended delivery times. <sup>2)</sup> Bottom edge of window to bottom edge of door

Width mm	Packs of	400	500	Page
Height mm		500	300	
Depth mm		160	120	
<b>Model No. BG</b>	1	<b>1611.510</b>	<b>1609.510</b>	
Material thickness mm	Enclosure	1.38	1.38	
	Door	1.5	1.25	
<b>Product-specific supply scope</b>				
Door hinge		Right	Bottom	
Cam lock with double-bit insert		1	–	
Quick-release fastener		–	2	
Support rail TS 35/7.5		3	1	
Number of drilled holes for PG 13.5 or M20		33	48	
<b>Accessories</b>				
Lock cover	1	2476.000	–	611
Cable glands		see page 709		
Wall mounting bracket		see page 627		
Pole clamp		see page 629		
Earth straps		see page 689		
Alternative lock systems		see page 599		